
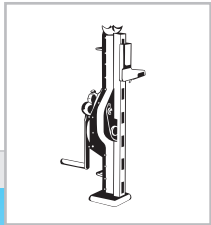
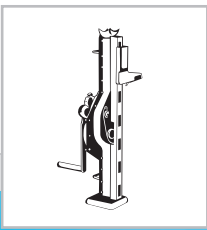


Rack & Pinion Jacks



7



Rack & Pinion Jacks

Crank Handles



Siku

Safety Crank (Siku)

- With one-sided braking effect
- The load is held securely at every height
- With folding handle

250 mm arm length:

- Square mounting 17 mm
- max. drive torque 60 Nm (braking torque)

300 mm arm length:

- Square mounting 17 mm
- max drive torque 120 Nm (braking torque)

Safety Ratchet Crank (Raku)

- for use in confined spaces
- lift by moving the ratchet upwards and downwards
- adjust the lifting or lowering movement by moving a lever
- the load is securely held at every height
- with folding handle

250 mm arm length:

- Square mounting 17 mm
- max. drive torque 60 Nm (braking torque)

300 mm arm length:

- Square mounting 17 mm
- max drive torque 120 Nm (braking torque)



Raku



Sifeku

Spring Loaded Safety Crank (Sifeku)

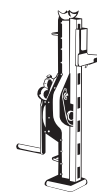
for special safe application

- without pawl
- silent
- recoil proof
- maintenance-free
- totally enclosed
- weather and temperature resistant
- braking effect at both ends
- at every height, the load is securely held in the pushing and pulling direction
- approved by the TÜV as an independent crank
- with folding handle

250 mm arm length:

- Square mounting 17 mm
- max. drive torque 60 Nm (braking torque)

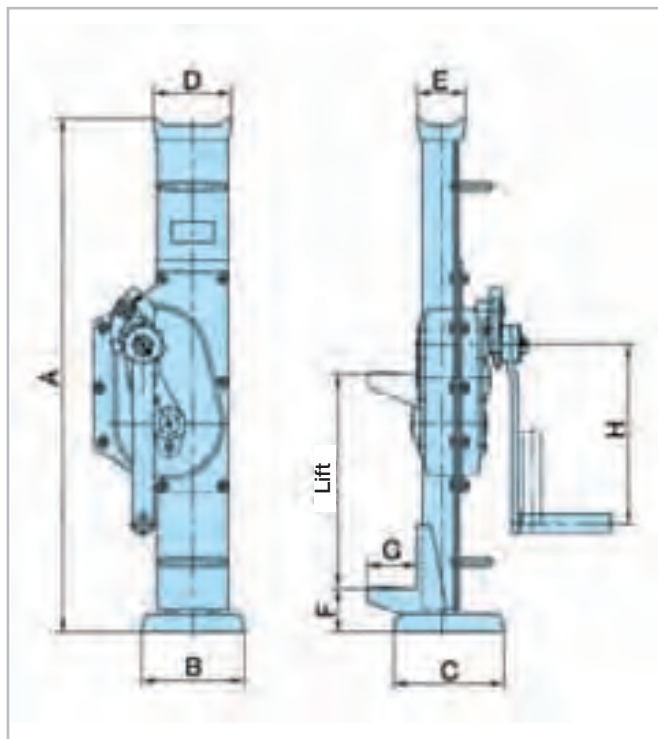
Rack & Pinion Jacks



Steel Jacks

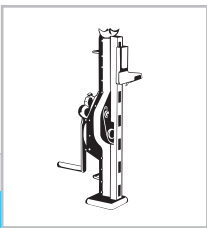
STW-F Steel Jack according to DIN 7355 with fixed lifting claw

The steel jack is standard equipment for tool and machinery shops, contractors, shipyards, agriculture and workshops: our steel jack with fixed lifting claw can be delivered with different types of hand crank for lifting the jack shaft along the rack. It offers a very long service life due to its high quality spur gear, precise worked crank gear as well as additional worked pawl. The steel jack STW-F is a masterpiece of technique and price/performance ratio.



Art. No.	Sifeku	030001139	030002135	030003131	—
	Siku	030001007	030002003	030003069	030004006
	Raku	030001015	030002011	030003018	030004014
A	mm	720	720	720	792
B	mm	130	130	145	145
C	mm	140	140	155	155
D	mm	90	90	110	125
E	mm	50	50	68	80
F	mm	60	61	62	85
G	mm	60	65	70	85
H	mm	250	250	250	300

Art. No.			Technical Data			
Sifeku	Siku	Raku	Lifting capacity t	Height mm	Lift mm	Weight kg
030001139	030001007	030001015	1,5	720	350	12
030002135	030002003	030002011	3,0	720	350	21
030003131	030003069	030003018	5,0	720	300	26
—	030004006	030004014	10,0	792	300	42



Rack & Pinion Jacks

Steel Jacks



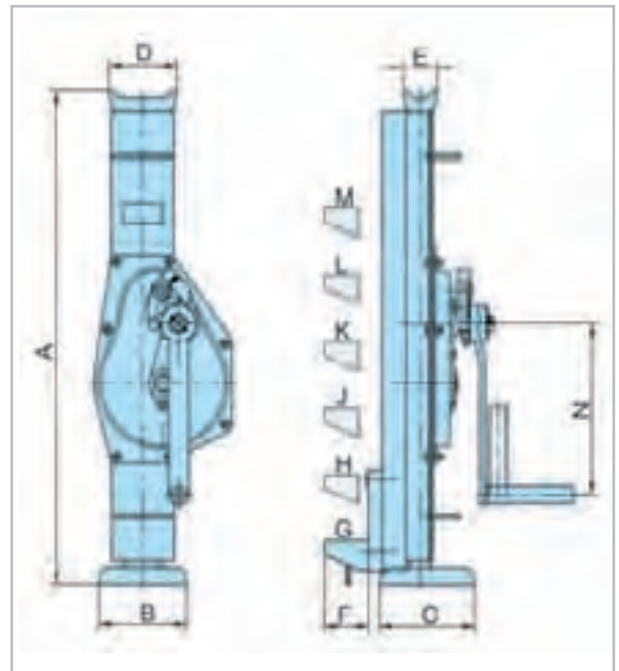
STW-V Steel Jack according to DIN 7355 with adjustable lifting claw

Quality produced in series. In the steel jack with adjustable lifting claw our experience is shown in our technical competence. The crank handle – in different executions – moves the jack shaft at the rack. The toe height of the claw can be adjusted to the required mounting or maintenance application. Reliability and long service life can be guaranteed by the high-quality spur gear and precision machined wear-resistant rack.

As someone so experienced in the manufacture of steel jacks, quality can only be expected!

7

Art. No.	Sifeku	030008133	030009156	—
	Siku	030008001	030009008	030010006
	Raku	030008028	030009016	030010014
A	mm	720	720	792
B	mm	130	145	145
C	mm	140	155	155
D	mm	100	110	125
E	mm	50	68	80
F	mm	65	65	70
G	mm	69	62	85
H	mm	166	159	191
J	mm	263	256	297
K	mm	360	353	403
L	mm	457	450	509
M	mm	554	547	615
N	mm	250	250	300



Art. No.	Technical Data					
Sifeku	Siku	Raku	Lifting capacity t	Height mm	Lift mm	Weight kg
030008133	030008001	030008028	3,0	720	350	25
030009156	030009008	030009016	5,0	720	300	30
—	030010006	030010014	10,0	792	300	48

Rack & Pinion Jacks




Wall-Mounted Rack and Pinion Jacks

ZWW Wall-Mounted Rack and Pinion Jacks - with spur gear - with worm gear

Hats off to such smooth lifting and high efficiency – in plant engineering, container construction, within the workshops or the building trade. For pulling and pushing, horizontal moving or vertical supporting of loads of up to 10 t. Precision guarantees long service life and this will result in cost saving. Only precisely machined racks and high quality gear parts are used – so optimum toothing quality can be achieved with the lowest possible material wear, resulting in low costs.

Long-term experience with rack and pinion jacks result in superior Pfaff-silberblau quality, guaranteeing the lifting and lowering of all kinds of loads.

The wall-mounted rack and pinion jacks in 500 kg to 3000 kg versions are also available in 800, 1000 and 1250 mm stroke lengths. Special lengths are also available on request.



3000 - 10000 kg



1500 kg



1000 kg



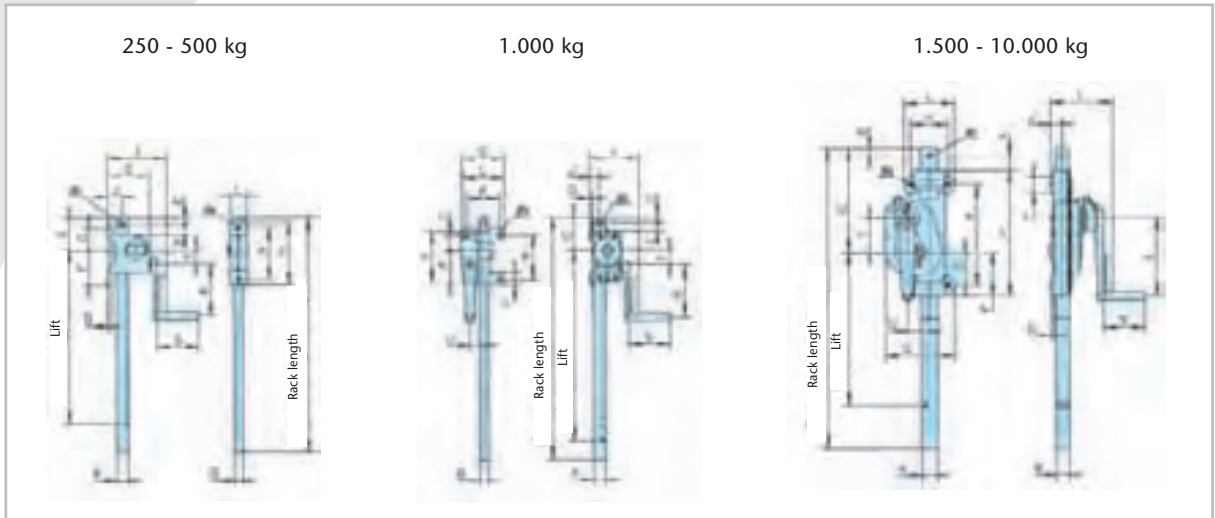
250 - 500 kg

Diagram and chart see page 112



Rack & Pinion Jacks

Wall-Mounted Rack and Pinion Jacks



Gear type		Worm gear self-lock.			Spur gear			
Load safety					Sifeku			Siku
Art. No.		030052000	030053007	030054003	030055131	030056138	030057134	030058009
Lifting capacity	kg	250	500	1000	1500	3000	5000	10000
Lift each crank turn	mm	11	11	3,8	14	8,6	4,5	3,2
Crank force	daN	11	16,5	22	28	28	28	40
Rack length	mm	740	895	765	1090	975	1170	1240
Lift	mm	550	700	600	800	565	700	700
Weight	kg	9	10	11	11	19	28	55
A	mm	35	35	35	35	45	50	60
B	mm	25	25	25	25	30	40	50
C	mm	100	100	105	215	280	330	380
DØ	mm	16	16	21	21	21	21	30
E	mm	20	20	20	20	25	25	30
F	mm	109,5	109,5	100	135	165	140	160
G	mm	133	133	134	151	212	219	269
H	mm	195	195	160	310	395	400	480
I	mm	188	188	155	168	179	197	200
J	mm	47,5	47,5	29,5	26	31	37	39,5
K	mm	-	-	100	100	120	120	140
L	mm	52	52	130	130	160	160	180
M	mm	165	165	140	260	305	320	410
NØ	mm	12,5	12,5	12,5	12,5	14,5	17	21
O	mm	70,5	70,5	50	110	120	105	125
P	mm	-	-	40	40	50	50	60
Q	mm	12	12	8	8	10	10	10
R	mm	165	220	165	250	250	250	300
S	mm	130	130	130	130	130	130	250
T	mm	44,5	44,5	46,8	42,4	86,25	109,1	150,4
U	mm	-	-	44	43,3	53,1	69,5	88,3
X	mm	32	32	25	20	25	45	30

Rack & Pinion Jacks



Sluice Gate Jacks

SCH-W Sluice Gate Jack

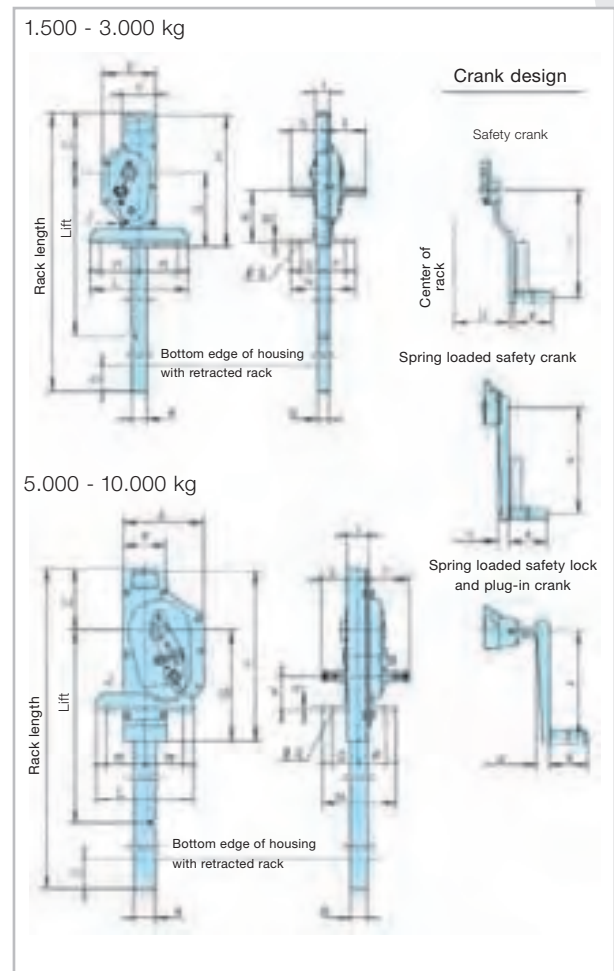
Only one jack is closing and opening the shutter in such a way – the sluice gate jack SCH-W – the reliable one among the tested products. This is guaranteed by the spur gear with formed gearwheels, precisely milled crank gear, crank gear, medium and rack pinions... but unique: only Pfaff-silberblau has developed a spring-loaded safety crank which safely provides permanent pressure when required.

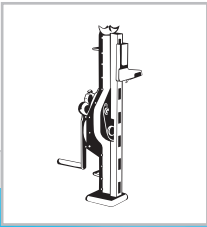
All winches are equipped with adequate reserves and are optimally suitable for vehicle and machinery construction. Numerous options are available to suit your specific requirements.



Art. No.		030029130	030030139	030031135	030032018
Crank type		Sifeku	Sifeku	Sifeku	Siku
Lifting capacity	t	1,5	3,0	5,0	10,0
Pressure force *	t	1,0	2,0	3,0	6,0
Rack length	mm	1200	1250	1350	1550
Lift	mm	800	800	900	1000
Weight	kg	18	25	32	56
A	mm	35	45	50	60
B	mm	25	30	40	50
C	mm	140	160	145	165
D	mm	85	60	45	65
E	mm	125	204	189	235
F	mm	78	92	100	112
G	mm	175	230	260	320
H	mm	310	395	400	480
I	mm	33,5	39,5	51	59
J	mm	43,3	53,1	69,5	88,3
K	mm	121	138	81	84
L	mm	230	230	230	290
M	mm	90	90	90	115
N	mm	153	158	173	183
O	mm	52,5	55	61	66
P	mm	52,5	55	64	70
QØ	mm	14	14	14	14
R	mm	7	7	7	8
S	mm	76,5	85,5	88	100
T	mm	100,5	108,5	120	140
U	mm	113	121	132	185
V	mm	86	94	105	-
W	mm	136	144	155	-
X	mm	130	130	130	250
Y	mm	250	250	250	300

* Load case II according to Euler – the press. force will be reduced with higher lift





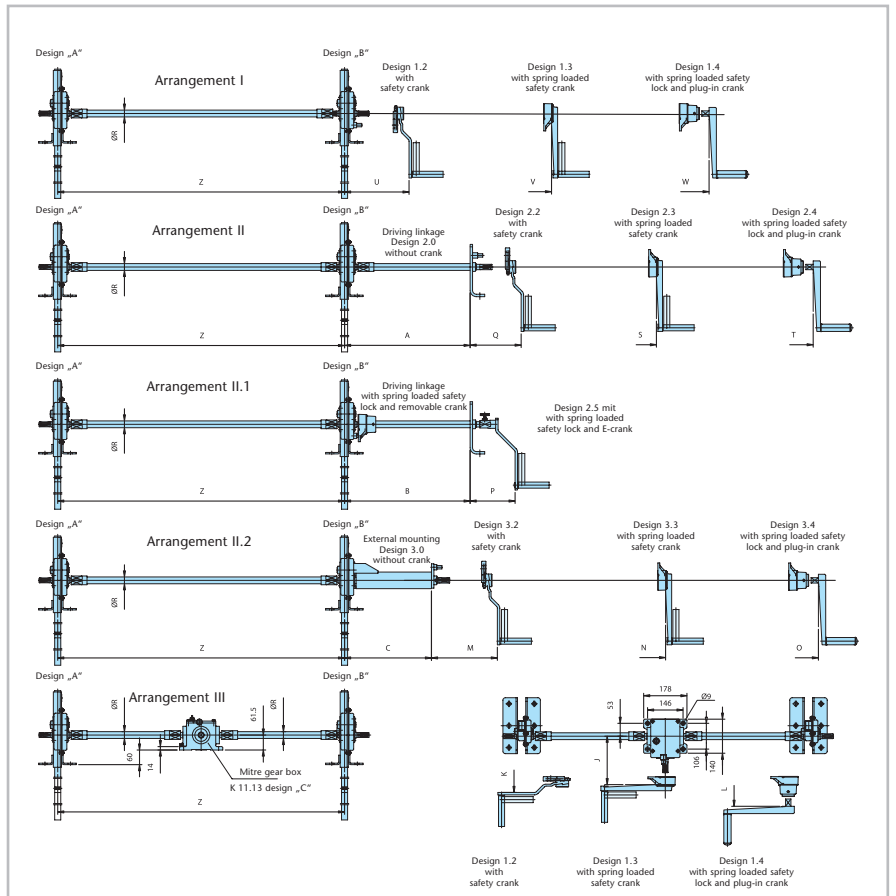
Rack & Pinion Jacks

Sluice Gate Jack Systems w. rack and pinion drive

SCH-W AZ Sluice Gate Jack Systems with rack and pinion drive

Most important in the field of water power, agriculture or plant engineering means having the right equipment: best using the sluice gate jack system SCH-W AZ. Slide-lacquered racks made of solid material, spur gears with high efficiency, low expenditure of force due to optimum trans-

mission, smooth lift as well as exactly toothed gear parts – these are the typical properties of the technical know-how of Pfaff-silberblau in terms of conception and consultation. Pfaff-silberblau offers different crank types and layouts in combination with numerous options.



7

Art. No.	Lifting capacity t	A mm	B mm	C mm	J mm	K mm	L mm	M mm	N mm	O mm	P mm	Q mm	ØR mm	S mm	T mm	U mm	V mm	W mm	Z mm
030082139	1,5	516,5	516,5	357,5	167	140	190	88	61	111	185	98	28	70	120	113	86	136	1180
030083135	3,0	524,5	523,5	363,5	167	140	190	88	61	111	185	98	28	70	120	121	94	144	1200
030084131	5,0	536	536	379	167	140	190	88	61	111	185	98	28	70	120	132	105	155	1220
030085081	10,0	556	556	391,5	210	-	-	130	-	-	185	130	28	-	-	184	-	-	1240

Art. No.		030082139	030083135	030084131	030085081
Crank type		Sifeku	Sifeku	Sifeku	Siku
Lifting capacity	t	1,5	3	5	10
Pressure force *	t	1,5	3	5	10
Rack length	mm	1200	1250	1350	1550
Lift	mm	800	800	900	1000
Rack cross-section	mm	35/25	45/30	50/40	60/50
Weight of arrangement	kg	50	60	74	125

* load case II acc. to Euler – the press. force will be reduced with higher lift